

Lane County

Population

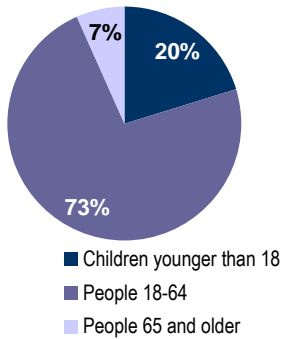
2009 Total Population	351,109
# change from 2000	27,604
% change from 2000	8.5%



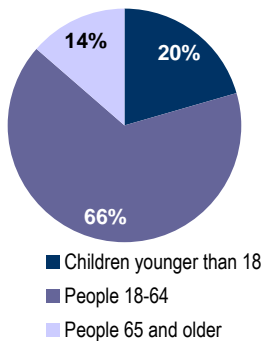
Community Action Agency

Lane County Human Services Commission
 125 E 8th Avenue
 Eugene, OR
 97401
 541-682-3798
 Fax (541) 682-3760
www.lanecounty.org/hsc

Poverty by Age - 2005-9

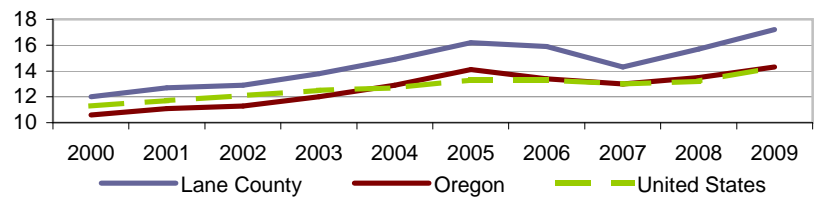


Population by Age - 2005-9

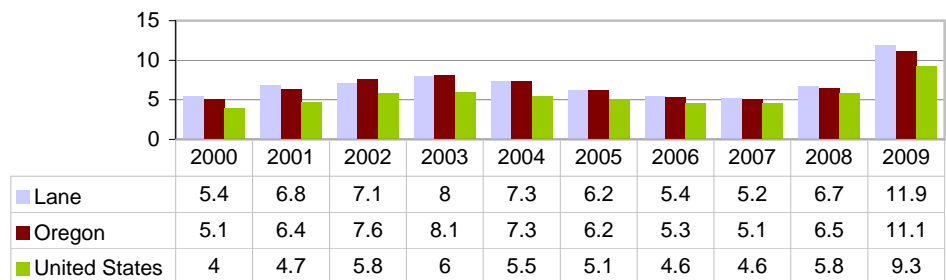


Poverty Rates

	Lane County	Oregon	United States
2009 Number in Poverty	58,935	536,813	42,868,163
2009 Percent in Poverty	17.2%	14.3%	14.3%



Unemployment Rates



Poverty Population Characteristics

Poverty Rates by Age 2005-9	% in Poverty	% of People in Poverty	% of all Population
Total Population	16%	-	-
Children younger than 18	16%	20%	20%
People 18-64	18%	73%	66%
People 65 and older	8%	7%	14%

Poverty Rates by Family 2005-9	% in Poverty	% of Families in Poverty	% of all Families
All Families	9%	-	-
Families with children under 18	14%	69%	45%
Single women with children under 18	37%	42%	11%
Families that worked full or part time	7%	56%	73%

Poverty Rates by Race/Ethnicity 2005-9	% in Poverty	% of People in Poverty	% of all Population
Total Population	16%	-	-
White	15%	85%	90%
Black	19%	1%	1%
American Indian	23%	2%	1%
Asian	28%	5%	3%
Pacific Islander	20%	0%	0%
Other	27%	3%	2%
2 or more races	20%	4%	3%
Hispanic origin	26%	10%	6%

Homeless Count

2010	
Total Homeless Households	2,387
Total Homeless Population	3,467
in Emergency Shelter	472
in Transitional Housing	492
Turnaway & Street Count	2,503
Chronically Homeless Population	1,084
Children (under 18)	893
Households with Children	1,451
Length of Homelessness (months):	
Average	16.8
0-11 yrs	2.2
12-17 yrs	2.1
18-69	27.4
70+ yrs	55.1

How We Help

Lane County Services	2000	2005	2006	2007	2008	2009
New units created with OHCS funding	78	375	124	153	120	97
OHCS funding for affordable housing	\$1,866,873	\$14,960,209	\$12,435,717	\$10,193,407	\$3,887,231	\$6,815,302
Low-Income Single Family Loans-#	82	82	49	49	69	15
Low-Income Single Family Loans-\$s	\$6,878,321	\$9,492,774	\$6,577,934	\$7,572,613	\$11,181,062	\$2,050,398
Households receiving energy assistance-#	3,946	5,335	5,306	5,383	7,111	11,231
Disconnects Prevented-#	235	1,283	1,388	1,508	1,904	3,380
Restored Utility-#	646	96	78	69	51	113
Household income for energy assist-avg \$	\$9,556	\$11,894	\$12,370	\$12,667	\$13,024	\$13,972
Oregon Health Plan enrollment-%	12%	11%	11%	11%	11%	12%
Students eligible for free/reduced lunch-#	15,664	19,141	19,040	19,411	19,888	22,268
Students eligible free/reduced lunch-%	33%	40%	41%	41%	43%	49%
Population receiving Food Stamps-%	--	20%	19%	19%	21%	25%
Population receiving TANF-%	--	2%	2%	2%	3%	3%

Household Income and Housing Burden

2005-9 Household Incomes	Lane County	Oregon	United States
Median Household Income	\$42,852	\$49,033	\$51,425
Owner Median Household Income	\$56,526	\$62,812	\$64,338
Renter Median Household Income	\$25,629	\$30,139	\$31,258
Total Households	139,593	1,464,196	112,611,029
Renters percent income spent on housing	33%	30%	30%
Owners percent income spent on housing	22%	23%	21%
Extremely Low Income (30% of Median Household Income)	\$12,856	\$14,710	\$15,428
# Households	19,278	185,031	15,021,978
# Burdened Households	14,477	141,498	10,961,280
% Burdened	75%	76%	73%
Very Low Income (50% of Median Household Income)	\$21,426	\$24,517	\$25,713
# Households	15,248	163,496	12,543,141
# Burdened Households	11,061	110,028	7,784,842
% Burdened	73%	67%	62%
Low Income (80% of Median Household Income)	\$34,282	\$39,226	\$41,140
# Households	22,215	237,315	17,803,068
# Burdened Households	12,262	121,806	8,369,205
% Burdened	55%	51%	47%
Workforce (120% of Median Household Income)	\$51,422	\$58,840	\$61,710
# Households	24,057	261,753	19,349,893
# Burdened Households	8,941	84,768	5,737,172
% Burdened	37%	32%	30%

2010 Poverty Income Guideline

1 person	\$10,830
2 person	\$14,570
3 person	\$18,310
4 person	\$22,050
5 person	\$25,790
6 person	\$29,530
7 person	\$33,270
8 person	\$37,010

2010 Fair Market Rents

studio	\$499
1 bedroom	\$605
2 bedroom	\$766
3 bedroom	\$1,072
4 bedroom	\$1,193